

ED-SxED

Switch, switch-dim, switch-change I/P 4x

Art. no. 22176716

- switching, switch/dim and switch-changeover input with 4 independent inputs for running scenes and dimming conventional momentary action switches
 - Momentary action switch input for opening and closing windows using conventional (dual) momentary-action switches
 - Momentary action switch input for raising and lowering blinds or screens using conventional (dual) momentary-action switches

Application

The ED-SxED input modules can be used to integrate the following applications in the LUXMATE installation:

- As a switching input for running scenes using standard momentary-action light switches
- As a switch-dim input for running scenes and for dimming using standard momentary-action dimming switches
- As a window switch for opening and closing windows using standard dual momentary-action switches
- As a blinds/screen input for raising and lowering blinds and screens using standard momentary-action switches for blinds or standard dual momentary-action switches

- As a switch-changeover input for integrating switches, momentary-action switches, time switches or motion detectors with isolated contacts using the switch/changeover input

The relevant operating mode can be preselected using the rotary selector switch on the unit at the time of commissioning.

The configuration software is used to set the relevant operating mode for controlling blinds and windows.

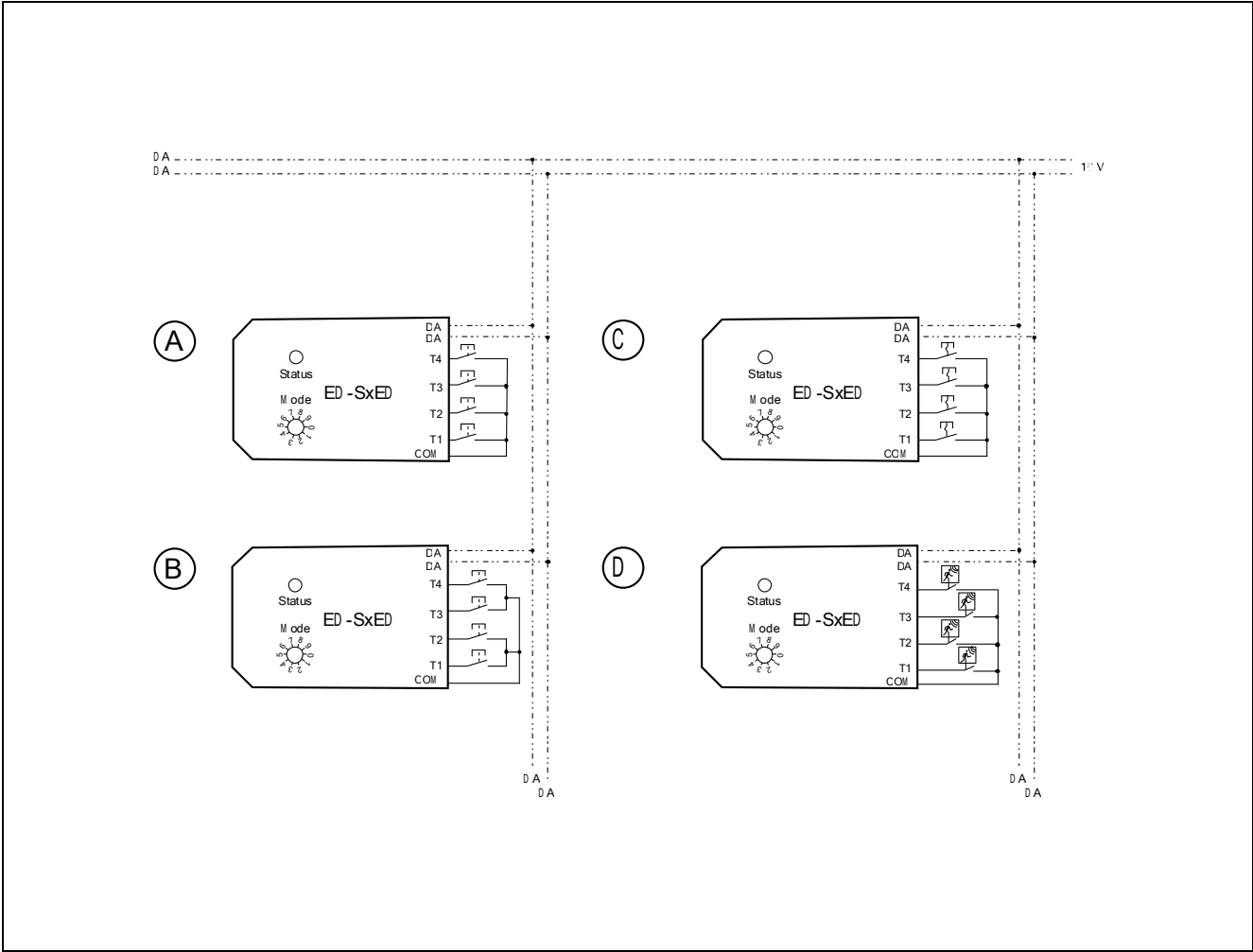


Design notes

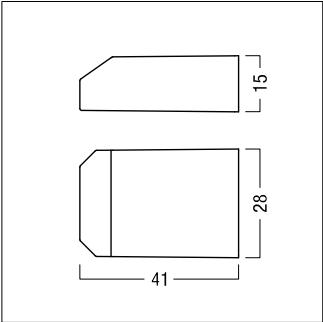
Depending on the configuration of an input, users can operate all the outputs in a room, or one output group in the room.

- Switching input:
scene change
- Switching-dimming input:
scene change and dimming in room
- Window input:
opening and closing the windows in a room
- Blinds and screen input:
raising/lowering the drapes/blinds in a room
- Switching-changeover input:
scene change by opening/closing

Wiring scheme




Dimension



Technical data

Power supply	via DALI control line (16V DC)
Current consumption	max. 4 mA
Bus loads	max. 2
Inputs	4 inputs (T1–T4)
Interface	DALI control line (DA, DA)
Terminals	0.5–1.5 mm² (single or stranded wire)
Protection type	IP20
Housing material	flame-resistant polycarbonate; halogen-free
Installation	in flush socket: 60 x 61 (Ø x T, in mm)
Dimensions	48 x 28 x 15 (L x W x H, in mm)
Permissible ambient temperature ta	0–+60 °C
Relative humidity	20–90 %, non-capacitive
Weight	Approx. 0.012 kg

Label/connections

**ZUMTOBEL**

ED-SxED
Input device (4x)
Art.-Nr. 22 176 716
Ta: 0 – 60 °C

Made in EU 