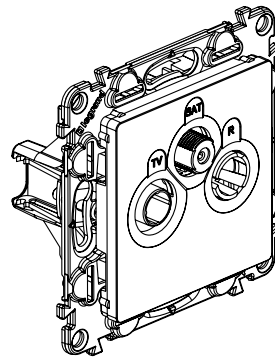


Valena Life™ - Valena™ INMATIC
TV/R/SAT sockets

Cat. Nos: 7 530 52/58/64/65-7 531 52/58/64/65
7 532 52/58/64/65-7 533 52/58/64/65
7 547 80/81/82/90/91/92



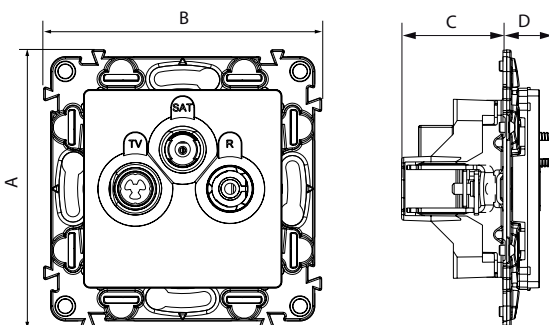
1. USE

TV/R/SAT sockets: for terrestrial and satellite installation with individual demodulator. For receiving digital programmes (satellite channels, etc.).
 Attenuation 2 dB

2. RANGE

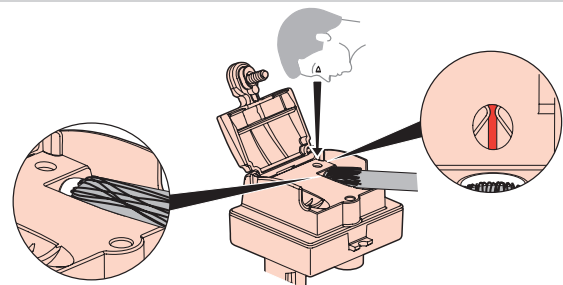
Description	Mechanism + cover plate			Mechanism only	Cover plate only		
	White	Ivory	Aluminium		White	Ivory	Aluminium
TV-R-SAT star socket	7 531 52	7 532 52	7 533 52	7 530 52	7 547 90	7 547 91	7 547 92
2-cable TV/R/SAT star socket	7 531 58	7 532 58	7 533 58	7 530 58			
10 dB TV/R/SAT terminal socket	7 531 64	7 532 64	7 533 64	7 530 64			
14 dB TV/R/SAT connecting socket	7 531 65	7 532 65	7 533 65	7 530 65			
10 dB TV/R terminal socket				7 530 62	7 547 80	7 547 81	7 547 82
14 dB TV/R connecting socket				7 530 63			

3. DIMENSIONS (mm)

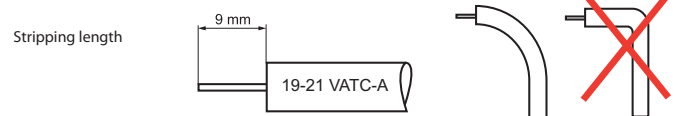


Cat. Nos.	A	B	C	D
7 531 52 - 7 531 58 - 7 531 64 - 7 531 65	74.7	74.7	27.6	9.8
7 532 52 - 7 532 58 - 7 532 64 - 7 532 65				
7 533 52 - 7 533 58 - 7 533 64 - 7 533 65				

4. CONNECTION



5. WIRING PRECAUTIONS



! To prevent loss of impedance and a subsequent deterioration in performance caused by deformation of the coaxial cable, use the largest possible bending radius. A signal booster must be used with connecting and terminal sockets to compensate for the losses generated by this technique.

6. TECHNICAL CHARACTERISTICS

■ **6.1 Mechanical characteristics**

Protection against solid bodies and liquids: IP 21
 Protection against impacts: IK 04

■ **6.2 Material characteristics**

Casing: Poly gloss appearance

Colour: - White RAL 903
 - Ivory RAL 113
 - Aluminium

Material: - Plate: ABS
 - Cover plate: Polycarbonate
 - Zero halogen
 - UV resistant

Motor: Zamac support/Zamac steel socket/steel plugs

■ **6.3 Electrical characteristics**

- Male TV connector Ø 9.52 mm conforming to IEC 61169-2
 - Female "F" screw-type connector Ø 9.4 mm
 - Female "R" connector Ø 9.52 mm conforming to IEC 61169-2
 - Frequency bands: TV: 5 - 68/120 - 862 MHz
 R: 87.5 - 108 MHz
 SAT: 950 - 2400 MHz
 - Characteristic impedance: 75 Ohm
 - Shielding Class A
 - Shielding attenuation: UHF > 65 dB
 VHF > 75 dB
 SAT > 55 dB
 - Max. Ø of incoming cable at entry: 7 mm

■ **6.4 Climate characteristics**

Storage and operating temperature: -5°C to +35°C

7. PERFORMANCE

		- mA DC	22 KHz 0.6 V	Return channel 4-30 MHz	VHF1 47-68 MHz	R 87.5-108 MHz	VHF3 120-470 MHz	UHF 470-862 MHz	IF1 950-2150 MHz	IF2 2150-2400 MHz
7 530 52	TV			1.5 dB			1.5 dB			
7 530 58										
7 531 52	R				1.5 dB					
7 531 58										
7 532 52	SAT	500 mA	1.5 dB						2 dB	
7 532 58										
7 533 52	SAT	500 mA	1.5 dB						14 dB	
7 533 58										
7 530 65	TV			14 dB			14 dB			
7 531 65										
7 532 65	R				14 dB					
7 533 65										
7 530 64	TV			10 dB			10 dB			
7 531 64										
7 532 64	R				10 dB					
7 533 64										
7 530 63	TV			14 dB			14 dB			
7 531 63										
7 530 62	R				10 dB					
7 531 62										

8. CARE

Clean the surface with a cloth.

Do not use acetone, tar-removing cleaning agents or trichloroethylene.

Resistant to the following products: Hexane (EN 60669-1), methylated spirit, soapy water, diluted ammonia, bleach diluted to 10%, window-cleaning products, pre-impregnated wipes.

Caution: Always test before using special cleaning products.

9. STANDARDS AND APPROVALS

- EN 50083-2
 - EN 50083-4