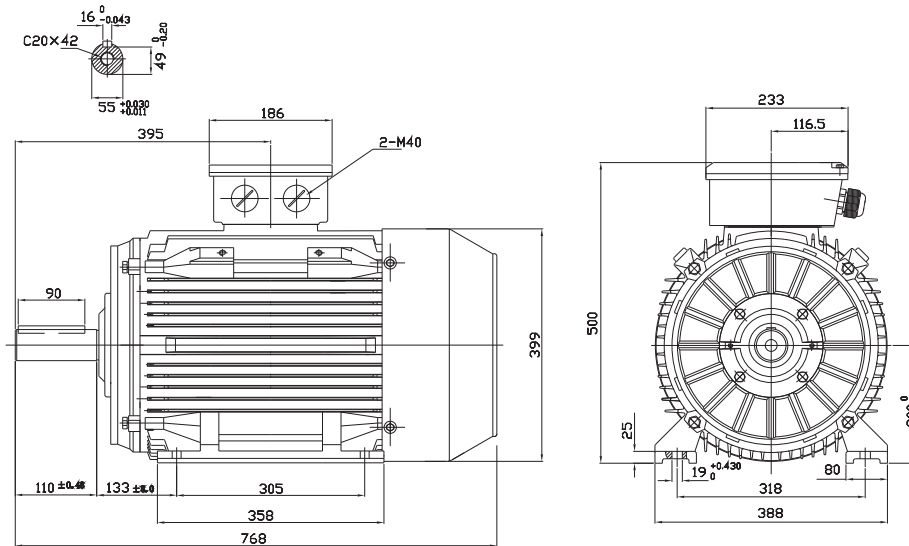


Type T3C 200L1-2

Cod. R2000230,0B3B5G0000T

Mounting position

IM	B3
IM	1001



Electrical data			
Rated motor power	30		Kw
Rated motor speed	2925		min <sup>-1</sup> 50Hz
	3510		min <sup>-1</sup> 60Hz
Rated motor frequency	50		Hz
Rated motor voltage(+/-10%)	400		VΔ/50Hz
	690		VY/50Hz
	480		VΔ/60Hz
	830		VY/60Hz
Rated motor torque	97.94		Nm (Mn)
Rated motor current	52.74	VΔ/50Hz	A (In)
	30.49	VY/50Hz	A (In)
Starting motor current	6.7		xIn
Starting motor torque	2.4		xMn
Breakdown motor torque	2.7		xMn
Starting			D.O.L.
Efficiency class	IE3		
Efficiency	50Hz	60Hz	
	93.3	92.4	100% load
	93.8	93.1	75% load
	93.2	91.7	50% load
Power factor cosφ	0.88	0.88	100% load

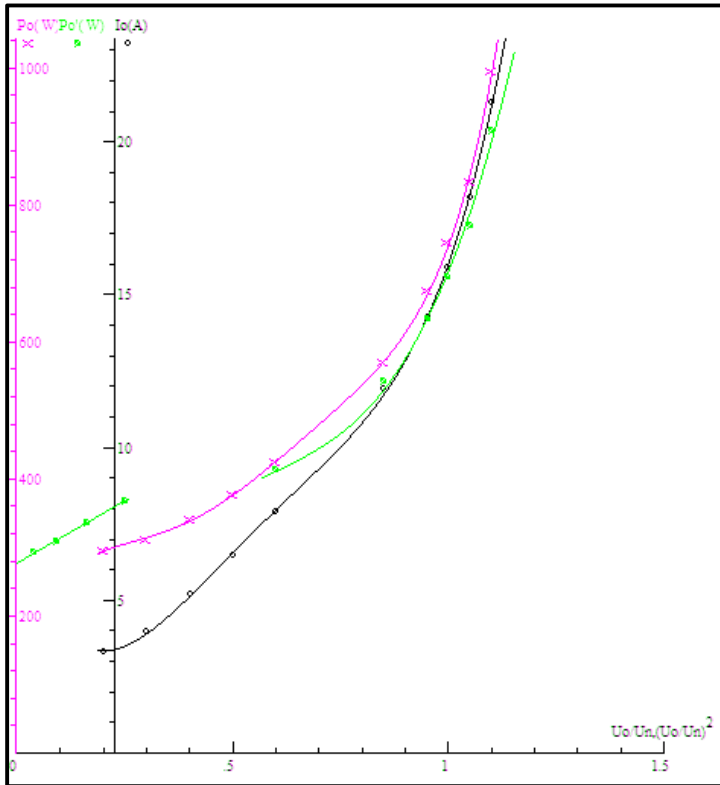
General data			
Frame size	200		
Mounting	B3		
Weight	260.96		Kg
Casing material	Cast iron		
Protection	IP		55
Insulation class/Temperature rise	F	/	B
Tropicalization	Yes		
Vibration class	N		
Duty	S1		
Direction of rotation	Bidirectional		
Method of cooling	IC		411
Cable entry	2-M40x1,5+1M16x1,5		
Standards	IEC/DIN/ISO/VDE/EN		
Execute at Standard	IEC 60034-1		
Feet removable	Yes		
Paintwork	RAL	7024	dark grey
Thermal protections	PTC 150°C		Standard

Site conditions	
Ambient temperature	from -20°C to +40°C
Altitude above sea level	1000 m

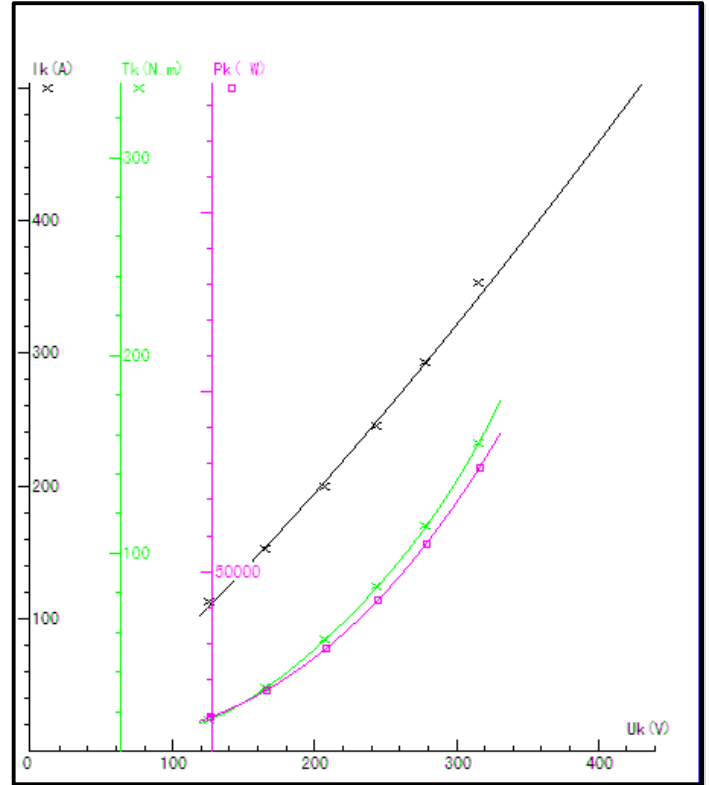
Mechanical data						
Noise level	LpA	75	dB(A)	Bearing DE side	6312-C3	
	LwA	84	dB(A)	Bearing NDE side	6312-C3	
Moment of inertia	0.15133		Kgm <sup>2</sup>	Average bearing lifetime	40000 h	
Bearings type			NSK	Relubrication interval L1 DE bearing	8000 h	
Lubricants for bearings	See installation and maintenance manual page 12			Relubrication interval L1 NDE bearing	8000 h	
				Compensation ring	NDE SIDE	standard

Type	T3C 200L1-2		Output	30 kW	Voltage	400/690 V	Current	A	Frequency	50 Hz	Kind of test
Duty	S1		Connection method	$\Delta/Y$	Poles	2 P	Speed	r/min	Basic temp.	95 °C	
Insulation resistance	(M $\Omega$ )	Phase vs.Phase	Phase vs.Ground	DC Resistance determination( $\Omega$ )		over loading test	160% of Rated torque.for 15S		Pass		
	Cold state			Line R	Value		150% of Rated current.for 120S		Pass		
	Hot state			R <sub>UW</sub>	0,1086		Inter-turns insulation test				
High-voltage	1760 V for 60 S			R <sub>UV</sub>	0,1083	130% of Rated voltage.for 180		Pass			
	Phase vs.Phase		Pass	R <sub>VW</sub>	0,1083	Over speed test					
	Phase vs.Ground		Pass	Ambient.	18 °C		120% of Rated max.frequency.for 120S		Pass		
Item			Result	Standard value	Tolerance (%)	Reference temp R ( $\Omega$ )	0,21209	Hot state temp. (°C)	18,6		
Efficiency	100%P <sub>n</sub>	(%)	94,03			Three-phase R deviation (%)	0,18	Middle part of enclosure temp.(°C)	80		
	75%P <sub>n</sub>	(%)	94,19			No-load current (A)	15,99	Temp. of frame (°C)	35		
	50%P <sub>n</sub>	(%)	93,58			No-load current deviation (%)	6,02	Temp. of Airin-N (°C)	75,5		
Power factor			0,892			No-load input power (W)	739,8	Temp. of Airout-D (°C)	18,6		
Temperature rise of stator winding	0 S	(K)	55,1			Full-load input current (A)	51,6	Environment humidity (%)			
	30/90 S	(K)	55,1			Full-load input power (W)	31905	Degree of protection (IP)	IP55		
Slip (%)			1,0774			Core loss (W)	413,28	Insulation class	F		
Locked current (A)			458,6			Friction and wind age loss(W)	277,55				
Locked rotor current /Rated current			8,89			StatorI2Rloss (W)	540,09	Cold checking test			
Locked torque (Nm)			279,6			RotorI2Rloss (W)	333,47	50 Hz 400/690 V No-load test data			
Locked rotor torque/Rated torque			2,89			Stary-load loss (W)	340,71	No-load current (A)			
Maximum torque (Nm)			321,2			wastage summation (W)	1905,1	No-load power (W)		739,8	
Breakdown torque/Rated torque			3,32			Output (W)	30000	50 Hz V Locked test data			
Pull-up torque (Nm)			176,9			Rated torque (N.m)	96,767	Locked current (A)			
Pull-up torque/Rated torque			1,83			Full-load speed (r/min)	2967,7	Locked power: (W)			
Noise Lp (A)		dB									
Vibrancy		(mm)									
Bearing temperature rise		(K)	46								
Vibration Test											
Displacement		( $\mu$ m)									
velocity		(mm/s)									
Acceleration		(m/s <sup>2</sup> )				Mechanical check		Complete assembly, Flexible rotating, Correct Direction.			

### NO LOAD



### LOCKED ROTOR



### LOAD

