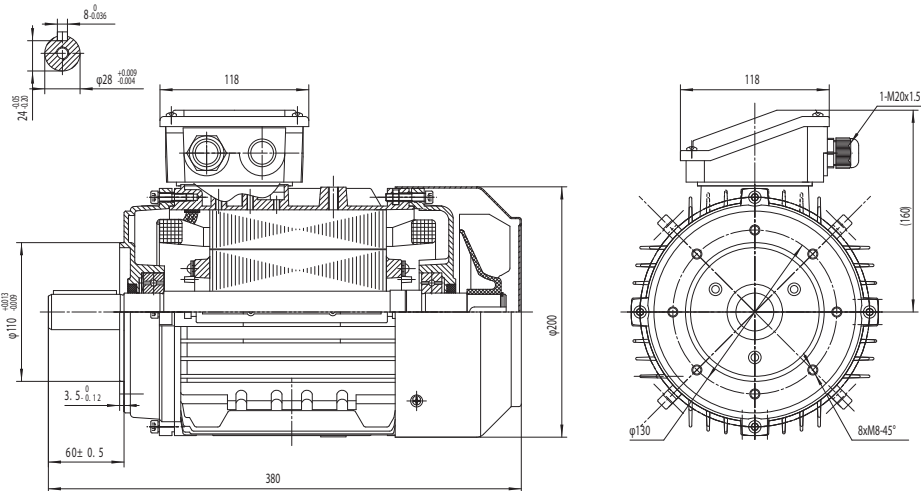


Type T3A 100L2-4

Cod. R1000403,014A5A0TAMT

Mounting position

IM	B14
IM	3601



Electrical data			
Rated motor power	3		Kw
Rated motor speed	1430		min ⁻¹ 50Hz
	1720		min ⁻¹ 60Hz
Rated motor frequency	50		Hz
Rated motor voltage(+/-10%)	230		VΔ/50Hz
	400		VY/50Hz
	280		VΔ/60Hz
	480		VY/60Hz
Rated motor torque	20.03		Nm (Mn)
	10.75	VΔ/50Hz	A (In)
Rated motor current	6.21	VY/50Hz	A (In)
	6.9		xIn
Starting motor current	2.4		xMn
Starting motor torque	2.8		xMn
Breakdown motor torque			D.O.L.
Starting			
Efficiency class	IE3		
Efficiency	50Hz	60Hz	
	87.7	87.8	100% load
	88.2	87.2	75% load
	87.2	86.5	50% load
Power factor cosφ	0.8	0.8	100% load

General data			
Frame size	100		
Mounting	B14		
Weight	31.56		Kg
Casing material	Aluminum		
Protection	IP		55
Insulation class/Temperature rise	F	/	B
Tropicalization	Yes		
Vibration class	N		
Duty	S1		
Direction of rotation	Bidirectional		
Method of cooling	IC		411
Cable entry	2-M20x1,5		
Standards	IEC/DIN/ISO/VDE/EN		
Execute at Standard	IEC 60034-1		
Feet removable	Yes		
Paintwork	RAL	7024	dark grey
Thermal protections	PTC 150°C		Standard

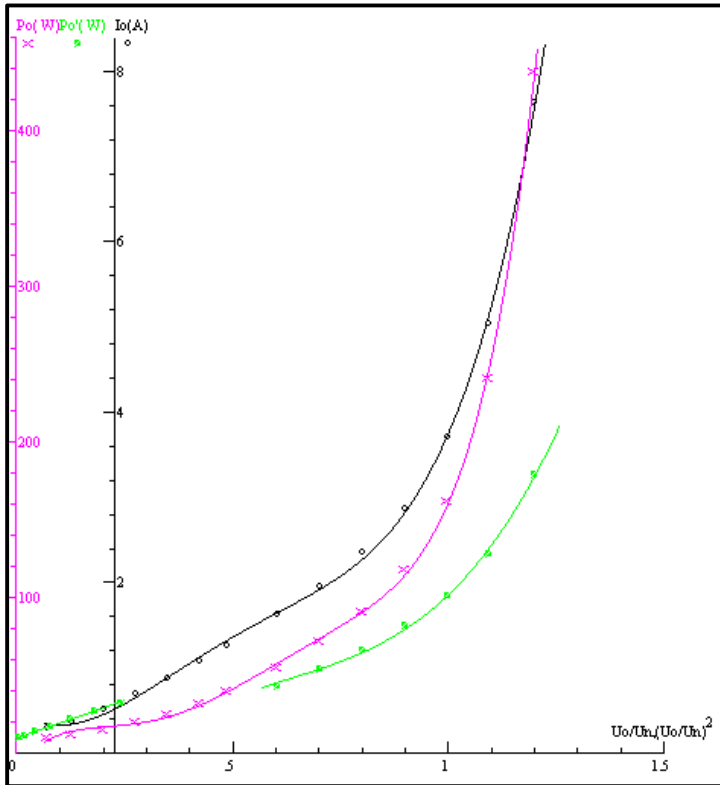
Site conditions	
Ambient temperature	from -20°C to +40°C
Altitude above sea level	1000 m

Mechanical data						
Noise level	LpA	70	dB(A)	Bearing DE side	6206-2RS-C3	
	LwA	80	dB(A)	Bearing NDE side	6206-2RS-C3	
Moment of inertia	0.00855		Kgm ²	Average bearing lifetime	40000 h	
Bearings type			NSK	Relubrication interval L1 DE bearing	life h	
Lubricants for bearings	See installation and maintenance manual page 12			Relubrication interval L1 NDE bearing	life h	
				Compensation ring		NDE SIDE standard

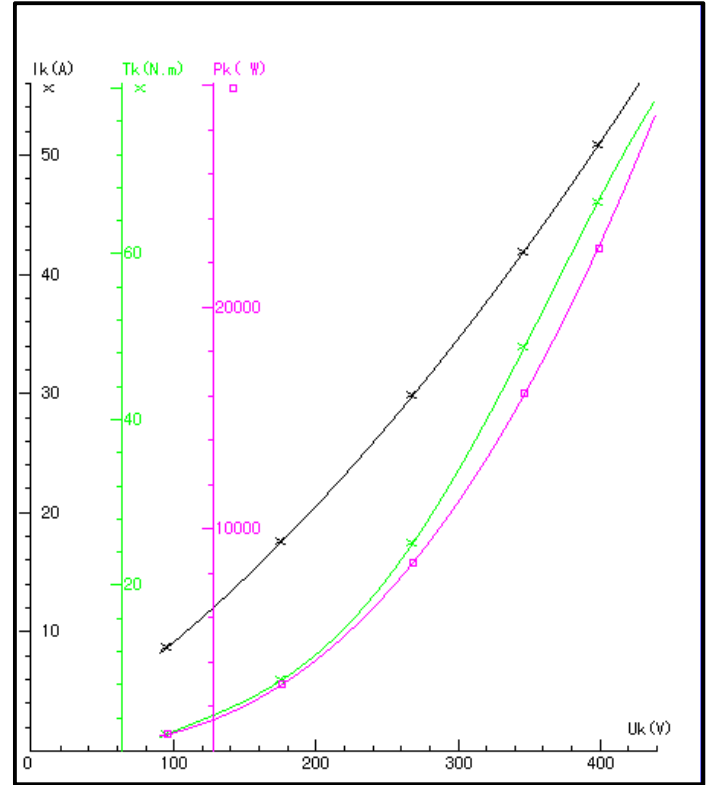
Type: T3A100L2-4 Voltage: 400/230 V Design No: Shanghai Techttop Motor Co., Ltp
 Output 3 KW Connection: Y/ Δ
 Frequency: 50 Hz Duty: S1 Report No: 20100901001

Test Item		Standard		Result	
		Nominal	Tol		
1	Efficiency %			87, 76	
2	Power Factor			0, 783	
3	Tem. Rise of Stator Winding K			52, 4	
4	Vibration mm/s				
5	Noise Lp dB (A) (Lw)				
6	Breakdown Torque/Rated Torque			3, 45	
7	Pullup Torque/Rated Torque			2, 74	
8	Locked Rotor Tor./Rated Tor.			3, 35	
9	Locked Rotor Cur./Rated Cur.			8, 1	
10	High Voltage Test V			1800	
11	Hot Insulation Res. of Stator Winding MΩ			300	
12	Temperature of Bearing °C			63	
13	Unbalance of Current %			1, 04	
14	Full Load line Current A			6, 3	
15	Full-load input power (W)			3418, 3	
16	Full Load torque Nm			19, 909	
17	Max.temp.of enclosure surface °C			61, 4	
18	No Load Current A			3, 743	
19	Slip %			3, 311	
20	Winding phase resistance 95 ° C			1, 7139	
21	Stary-load loss (W)			24, 03	
22	No-load input power (W)			160, 43	
23	Core loss (W)			88, 194	
24	Friction and wind age loss(W)			9, 797	
25	Locked Rotor Power (W)			22840	
26	StatorI2Rloss (W)			192, 37	
27	RotorI2Rloss (W)			103, 89	
28	Locked Rotor Voltage 100 V	Current A	9, 161	Power W	826,8
50%eff: 88, 246 75%eff: 87, 143					

NO LOAD



LOCKED ROTOR



LOAD

