

CIRCUIT-BREAKER SZ S00,
FOR MOTOR PROTECTION, CLASS 10,
A-REL. 0.35...0.5A,
N-RELEASE6.5A SCREW CONNECTION,
STANDARD SW. CAPACITY

General technical data:		
product brand name		SIRIUS
product designation		3RV2 circuit breaker
Size of the circuit-breaker		S00
Number of poles / for main current circuit		3
Product function		
<ul style="list-style-type: none"> removable terminal for auxiliary and control circuit 		No
<ul style="list-style-type: none"> overload protection 		Yes
<ul style="list-style-type: none"> phase disturbance recognition 		Yes
<ul style="list-style-type: none"> short-circuit to earth recognition 		No
Product component		
<ul style="list-style-type: none"> auxiliary switch 		No
<ul style="list-style-type: none"> undervoltage release mechanism 		No
<ul style="list-style-type: none"> trip indicator 		No
Product extension		
<ul style="list-style-type: none"> auxiliary switch 		Yes
<ul style="list-style-type: none"> optional / motor drive 		No
Impulse voltage resistance / rated value	kV	6
Protection class IP / on the front		IP20
Protection against electrical shock		finger-safe
Installation altitude / at a height over sea level / maximum	m	2,000
Resistance against shock		25g / 11 ms
Ambient temperature		

• during transport	°C	-50 ... +80
• during storage	°C	-50 ... +80
• during operating	°C	-20 ... +60
Active power loss / total / typical	W	4.9

Main circuit:

Operating voltage / rated value	V	690
Service power / at AC-3		
• at 400 V / rated value	W	120
• at 500 V / rated value	W	120
• at 690 V / rated value	W	180
Operating current / at AC-3 / at 400 V / rated value	A	0.5
Mechanical operating cycles as operating time / of the main contacts / typical		100,000
Frequency of operation / at AC-3 / according to IEC 60947-6-2	1/h	15

Auxiliary circuit:

Number of changeover contacts / for auxiliary contacts		0
Mechanical operating cycles as operating time / of the auxiliary contacts / typical		100,000

Protection function:

Trip class		CLASS 10
Adjustable response current / of the current-dependent overload release	A	0.35 ... 0.5
Breaking capacity limit short-circuit current (Icu)		
• at 400 V / rated value	A	100,000
• at 500 V / rated value	A	100,000
• at 690 V / rated value	A	100,000

Safety:

Proportion of dangerous failures		
• with high demand rate / according to SN 31920	%	40
• with low demand rate / according to SN 31920	%	40
Failure rate (FIT value) / with low demand rate / according to SN 31920	FIT	50
B10 value / with high demand rate / according to SN 31920		50,000
T1 value / for proof test interval or service life / according to IEC 61508	a	10

Installation/mounting/dimensions:

Type of mounting		screw and snap-on mounting onto 35 mm standard mounting rail according to DIN EN 60715
mounting position		any

Depth	mm	96
Height	mm	97
Width	mm	45

Connections:

Arrangement of electrical connectors / for main current circuit		Top and bottom
Design of the electrical connection <ul style="list-style-type: none"> for main current circuit 		screw-type terminals
Type of the connectable conductor cross-section <ul style="list-style-type: none"> for main contacts <ul style="list-style-type: none"> finely stranded <ul style="list-style-type: none"> with conductor end processing for AWG conductors / for main contacts 		2x (0.5 ... 1.5 mm ²), 2x (0.75 ... 2.5 mm ²) 2x (18 ... 14), 2x 12

Certificates/approvals:

General Product Approval	Declaration of Conformity	Test Certificates
--------------------------	---------------------------	-------------------



[Special Test Certificate](#)

[Type Test Certificates/Test Report](#)

Shipping Approval



Shipping Approval

other



[other](#)

Further information:

Information- and Downloadcenter (Catalogs, Brochures,...)

<http://www.siemens.com/industrial-controls/catalogs>

Industry Mall (Online ordering system)

<http://www.siemens.com/industrial-controls/mall>

Cax online generator:

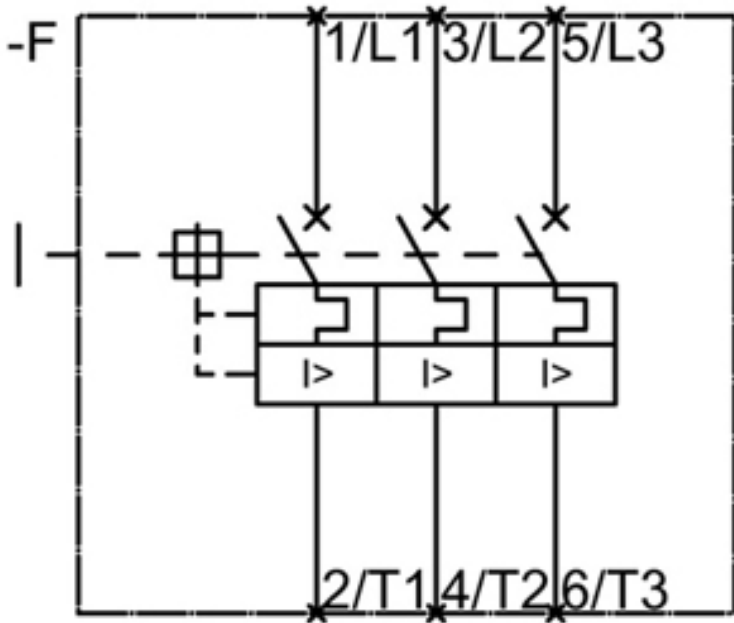
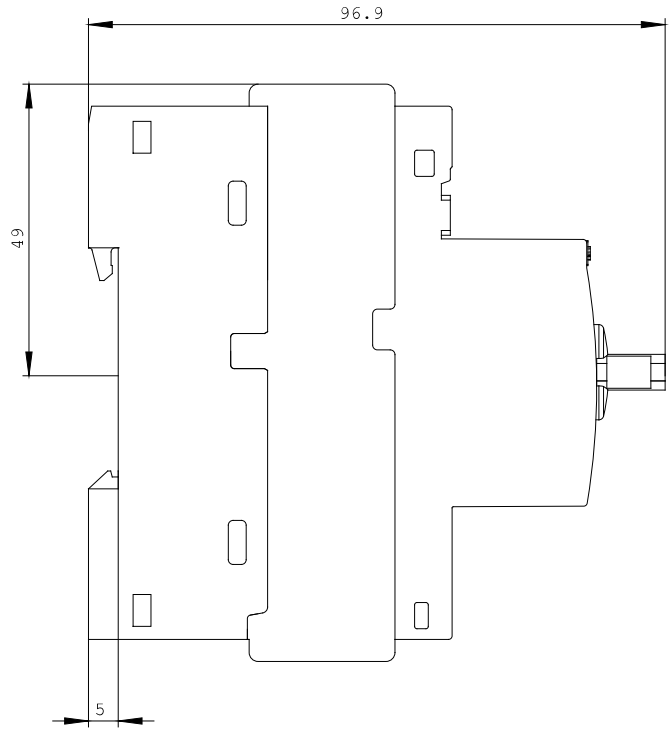
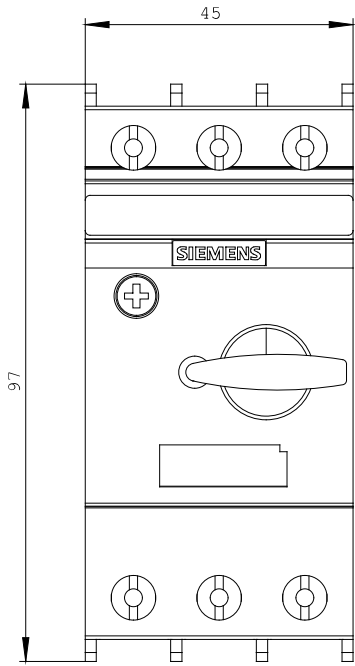
<http://www.siemens.com/cax>

Service&Support (Manuals, Certificates, Characteristics, FAQs,...)

<http://support.automation.siemens.com/WW/view/en/3RV2011-0FA10/all>

Image database (product images, 2D dimension drawings, 3D models, device circuit diagrams, ...)

http://www.automation.siemens.com/bilddb/cax_en.aspx?mlfb=3RV2011-0FA10



last change:

Sep 30, 2013